




m.s. DUTCH ENGINEER  
m.s. DUTCH MARINER  
Bouwkomp. 1985

Length o.a.	41.00 m	134 ft 6 in
Length i.l.	34.00 m	111 ft 6 in
Breadth	16.50 m	54 ft 3 in
Depth	7.50 m	24 ft 6 in
	*Netton 1 000	





GEBR. BROUWER

DUTCH MASTER



1:100

12/12/86

241 mm.
















GEBR. BROERE  
"DORDRECHT 34"


1:100

27/5/87

283 cm










LANSER B.V.  
-fr. BOLLARD,  
3x "REGINA"  
1:100  
18/9/87  
A. 613 uur.



Edward Reyer  
blond. Gest.  
Lanser





CANADIAN PACIFIC SHIPS

1:200


FORT TORONTO

FORT ASSINIBOINE



1/11/87 (versand für

7. 690 umr.









1887  
 B.K. Scheepwerf Lisse  
 Dinsrecht 7 Holland  
 Motorlaunch "Regina"  
 Loo: 10,20 x 1,40 x 1,10 m  
 Motorvermogen: 1000 Kw  
 Draagvermogen: 4000 kg  
 Motor: Daimler-Benz 1000 cc  
 \* Polster: Daimler-Benz  
 4000 cc

