



Koelschip




Hagno  
de hoop  
:100  
960






Finnamore Valley  
Scheide  
1,100  
1961









Castor  
Casto  
100  
261



Amstelstad  
De Noord  
1:100  
1961



POLLUX  
Vuyken ZN  
1:100  
1962





Koelschip




Inca  
Gusto  
1:100  
1962




Straat chatham  
Merwede  
1:100  
1962




Gorredyk  
Wilton-F  
1:100  
1963












Koelschip




FRIGION  
Biesbosch  
1100  
53






Sifnos  
Oe hoop  
1:100  
1963




U.S. NAVAL ARCHIVES  
PACIFIC FLEET MUSEUM  
SAN DIEGO, CALIFORNIA  
1917-1918  
USS [unclear]  
[unclear]  
[unclear]  
[unclear]  
[unclear]



Crowborough Beacon  
Boele  
1970  
1964








CROWBOROUGH BEACON








Breeveld  
1965  
1:75







Master Breeveld  
John Boot  
100  
265

Dita Smits  
Groot en vliet  
:75  
966


Koelschip







A TWIN-SCREW KETCHES  
"LOUISE SMITS" - 1965  
"DITA SMITS" - 1965  
"JOLANDA SMITS" - 1965  
Length over all  
Length between  
Breadth between




**MODEL CORAL BAY**  
H.V.O.  
1:100  
1966

Coral Bay  
H.V.O.  
1:100  
1966





S.A. Weltevreden  
verolme  
1:100  
1966


















S.A. VAN DER STEL  
KAAPSTAD



Beuss. Alpha - Bêta

1966

: 100



Wissekerk  
vd Giessen dNoord  
1:100  
1968





Westerkerk  
V.N.S.  
1:100  
1968





Mercurius  
K.N.-SM  
1:100  
1968








Netuno  
vesolme R  
1971



Bockenheim  
1971  
:100






Vesolme R

ITapura

1971



CANADIAN PACIFIC  
(EX-BOELE).

REPAP ENTERPRISE

1:200


6/5/87.

282 mm.

10 exha.







All seas  
PIETER SCHELTE

1:200

15/3/88

12. 793 mm.

