


DE KLOP

BEAVER 1000

1:50

2/7/82

183 mm.










Draga desmontable de succión
con caritador, tipo INC BEAVER 1000
Construida por INC VAN REES DE RIJP BV, Ziedrecht, Holanda
Propietaria ADMINISTRACION NACIONAL DE PUERTOS, Montevideo, Uruguay
Año 1987



Datos 1/30	
Longitud total	12,00 m
Longitud de dragado	8,00 m
Longitud de succión	8,00 m
Longitud de descarga	2,00 m
Profundidad de succión	5,00 m
Potencia instalada	50 kW
Potencia nominal	10 kW






IHC Oliebuckel
Beaver 7000
"Noordzee"
1:50
23-9-83
9354 mm.













MS Custom American Dragger
 5278 SW
 Length over all 6.00 m
 Breadth 1.50 m
 Draught 1.20 m
 Max. depth 1.20 m
 Max. power 200 kW
 Gross tonnage 100 t










BEAVER 750 WHEEL




1:50


28-10-83

214 mm.









IHC SLEEBRECHT



OCTOPUS




als cutterzuiger



1:100



10-5-84


met OCTOPUS als
diepzuiger
totaal 875³/₄ mtr.



















1/AC SLIEDRECHT
"OCTOPUS"
als diepzuiger
simen met "OCTOPUS"
als cutterzuiger
10-5-84
toest 875 1/2 u-r.









AMANDA II

Schaal 1:75




1^e 26/10


2^e 30/1-91

Wool 848 mtr.

Geenigerat Fosmtr.

14C Slidderly.









IHC IHC HOLLAND MINING 


MINERAL SANDS WHEEL DREDGE
" AMANDA II "


OWNER: AMC MINERAL SANDS LTD
Year 1990

WHEEL POWER	1000 kW
TOTAL POWER	5600 kVA
LENGTH OVER ALL	57,50 M
BREADTH	14,00 / 17,80 M
DEPTH	3,25 M
DRAUGHT	2,20 M
DREDGING DEPTH	16,00 M

scale 1 : 75







IHC - IRAN

ZOLFAQAR

1:50



open machinekamer.




Cutter draaieind


" arm open naar.

25/6/91


463 uur.













IHC HOLLAND
DREDGER BEAVER



BEAVER 1600

1:50

op stalen tafel.

7/2/92

167 mm.









IHC BEAVER 1600
DISMOUNTABLE CUTTER SUCTION DREDGER


Principal dimensions :

Length overall	abt.	33.20 m
Hull length		22.00 m
Hull breadth		7.95 m
Depth at side		2.46 m
Average draught	abt.	1.50 m
Dredging depth		14.00 m
Suction pipe diameter		550 mm
Discharge pipe diameter		500 mm
Dredge pump power		876 kW
Cutter power		170 kW

Scale 1:50









IHC BEAVER 600

DISMOUNTABLE CUTTER SUCTION DREDGER

Principal dimensions :

Length overall	abt.	20.10 m
Hull length		12.50 m
Hull breadth		5.72 m
Depth at side		1.51 m
Average draught	abt.	1.10 m
Dredging depth		8.00 m
Suction pipe diameter		400 mm
Discharge pipe diameter		400 mm
Dredge pump power		465 kW
Cutter power		52 kW

Scale 1 : 50

14C SLIEDRECHT


BEAVER 3800


1:50




2x



23/9/94

533 wv.










IHC BEAVER 3800 NG
Demountable Cutter Suction Dredger

Principal dimensions:

- Length overall	48,00	m
- Hull length	36,00	m
- Hull breadth	13,00	m
- Depth at side	2,97	m
- Average draught	1,85	m
- Dredging depth	16,00	m
- Suction pipe diameter	600	mm
- Discharge pipe diameter	600	mm
- Underwater dredge pump power	1752	kW
- Cutter power	450	kW



Scale 1 : 50




IHC **AL SALAM**
 IHC BEAVER 600
 DISMOUNTABLE CUTTER SUCTION DREDGER
 Pontoon LxBxD 12.50 x 5.72 x 1.51 m
 Dredging depth 8.00 m
 Scale 1:100

IHC ALLEDRECHT
 BEAVER 600
 "AL SALAM"
 1:100

27/4/95
 I 37 uut.
 Combinatie
 met 11 modellen
 WERF NR. 02222
 ALLES
 Wilgeleend 19-5-95





IHC **AL SALAM**
 IHC BEAVER 600
 DISMOUNTABLE CUTTER SUCTION DREDGER
 Pontoon LxBxD 12.50 x 5.72 x 1.51 m
 Dredging depth 8.00 m
 Scale 1:100






BEAVER 600

WERF NR. 02267

± 37 mm.









HC SLEEDRECHT
 BEAVER 1200
 1:100
 WEDNR. 02261

± 42 uur.

IHC 02261
 IHC BEAVER 1200
 DISMOUNTABLE CUTTER SUCTION DREDGER
 Portion: La&D 16.50 x 6.69 x 1.87 m
 Dredging depth 10.00 m
 Scale 1:100




IHC MODEL FABRIEK
 JONGE WEG 100
 SCHIEDAM 3316 CA, HOLLAND





BEAVER 1200
 "CWE 8"
 WERT NR. 02261

± 60 aar.





DMC
IHC BEAVER 1200
CME 8
DISMOUNTABLE CUTTER SUCTION DREDGER
Pontoon LxBxD 18,00 x 6,69 x 1,87 m
Dredging depth 10,00
Scale 1:100





BEAVER 1200

"CHEC 1"

WERF NR. 0223

1:100

± 60 uur,









750 WHEEL
1:100

WERF NR. 02281

± 55 uur.








IHC SLIEDRECHT
BEVER 1600
1:100

bouw. o
voor IHC zelf.


± 45 uur.







IHC IHC BEAVER 1600
DISMOUNTABLE CUTTER SUCTION DREDGER
Pontoon LxBxD 22.00 x 7.95 x 2.46 m
Dredging depth 14.00 m
Scale 1:100



IHC SLIEDRECHT

BEAVER 1600

1:100

"KING SON 001"

± 63 uur







THE SLUEDRECH

BEAVER 3800


Standard


1:100


proj. 70056

± 61 cm.

MC BEAVER 3800
DIEPSTREKSELDE CUTTER SLUEDRECH
Aankoop: 1.1980 00.00 x 14.00 x 2.00 m
Lengte: 14.00 m
Breedte: 2.00 m
Diepte: 0.00 m









IHC SLIEDRECHT
BEAVER 380
VERLENGDE
+ ANKERBO
1:100
proj. 56454

± 79 mm








IHC SLIEDRECHT
BEAVER 3800
+ ANK. B.
"DE CHANG"
1:100





± 83 uuf.





IMC **DE CHANG**
IHC BEAVER 3800
DISMOUNTABLE CUTTER SUCTION DREDGER
Pontoon LxBxD 32.00 x 10.32 x 2.97 m
Dredging depth 16.00 m
Scale 1:100




TOTAAL
afgeleverd 19-5-95
599 uur.



1/40 SLIEDRECK
"FORTIS"
1/40 BEAVER 400
WHEEL
L.O.A. 35 mm.
2x 1:100
T.O.R. 121 mm.
19/9/95








IHC BEAVER 400 WHEEL
 DISMOUNTABLE WHEEL SUCTION DREDGER
 Pontoon LxBxD 22.00 x 5.20 x 1.20 m
 Dredging depth 23.00 m
 Suction and pipe Ø 350 mm
 Submerged pump 420 kW
 Wheel power 30 kW
 Scale 1:100




IHC BEAVER 400 WHEEL
 DISMOUNTABLE WHEEL SUCTION DREDGER
 Pontoon LxBxD 22.00 x 5.20 x 1.20 m
 Dredging depth 23.00 m
 Suction and pipe Ø 350 mm
 Submerged pump 420 kW
 Wheel power 30 kW
 Scale 1:100








IHC BEAVER 400 WHEEL
 DISMOUNTABLE WHEEL SUCTION DREDGER
 Pontoon LxBxD 22.00 x 5.20 x 1.20 m
 Dredging depth 23.00 m
 Suction and pipe Ø 350 mm
 Submerged pump 420 kW
 Wheel power 30 kW
 Scale 1:100

IHC SLIEDRECHT
BEAVER 3800 NG.
1:50

6/11/95

196 mm.








IHC BEAVER 3800 NG

DISMOUNTABLE CUTTER SUCTION DREDGER

Length overall	abt. 48.00 m
Hull length	36.00 m
Hull breadth	13.00 m
Depth at side	2.97 m
Average draught	abt. 1.65 m
Dredging depth	16.00 m
Suction pipe diameter	600 mm
Discharge pipe diameter	600 mm
Dredge pump power	1752 kW
Cutter power	450 kW

Scale 1:50





THE SUGARBEET




BOEVEE 1600

2x


1:100


12y wst.

28/11/92










IHC SLIEDRECHT
CRAWL-CAT
in IHC Kleuren
gezet.

19/2/96





DESIGNED BY
OCEANIC
1981
CRAWL CAT
A 100 TON CRAWLER CRANE
WITH 140 FT. REEF AND 100 FT. BOOM